

Consultation on Introducing Quarterly Comprehensive Index Reviews

GLOBAL INVESTABLE MARKET INDEXES

March 2021

Background

- MSCI recently consulted on 'staggering' the implementation of index reviews. As part of that consultation, market participants suggested that as an alternative to "staggering", **more frequent comprehensive index reviews**, which currently occur semi-annually, may be a way to mitigate index change impact at each rebalancing
- In light of this feedback, MSCI opens a consultation around the proposal to introduce **Quarterly Comprehensive Index Reviews** for MSCI Global Investable Market Indexes (GIMI)
- One of the key objectives of this proposal is to reduce the size of each comprehensive index review by spreading the changes more evenly over each of the **Quarterly Comprehensive Index Reviews**. Currently, MSCI GIMI are reviewed more comprehensively twice a year in May and November. The index reviews conducted in February and August are smaller, designed to reflect only significant changes in the indexes
- This methodology change would also result in more timely representation and size-segmentation of the opportunity set in MSCI GIMI through more frequent updates of the MSCI Equity Universe and comprehensive size-segment reviews
- MSCI welcomes feedback from the investment community on this topic until June 11, 2021. MSCI will announce the results of this consultation on or before June 30, 2021

Proposal and Rationale

- MSCI proposes to introduce **Quarterly Comprehensive Index Reviews** for MSCI GIMI. Under this proposal, MSCI GIMI would be rebalanced quarterly in February, May, August and November on the basis of the methodology which is currently applicable to the Semi-Annual Index Reviews*. The rebalancing schedule for the non-market cap weighted indexes would remain the unchanged
- Based on the historical simulations since the transition to the GIMI methodology in 2008 for Developed Markets (DM) and Emerging Markets (EM), such index review schedule would have resulted in:
 - **Smaller size of each comprehensive rebalancing:** lower average turnover and number of changes at each comprehensive review
 - **Better index representation:** more timely updates of the equity universe, as well as more frequent size/coverage size-segment adjustments
- These changes would have resulted only in a **marginal increase in the annualized turnover and number of index changes**
- The proposal would not have resulted in a significant impact on performance**:
 - Developed Markets: -1bp impact on the annualized performance
 - Emerging Markets: +7bps impact on the annualized performance



Analysis of the Proposal

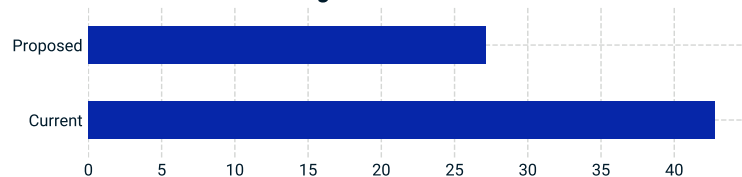
BACK TESTING: 2008 - 2020

Analysis Framework and Key Findings

- MSCI performed historical analysis of the proposal over the period from June 2008 till November 2020, using the following metrics, comparing the “Current” and “Proposed” rebalancing schedules:
 - **Size of each index review:** average number of additions/deletions and turnover at each index review
 - **Index representation:**
 - Median of the time to entry to the IMI of the newly eligible securities
 - Historical compliance with size – coverage integrity
 - **Annualized index changes:** average annual number of additions/deletions and turnover, number of flip-flops
- **The proposal would have resulted in the following benefits:**
 - The number of constituent changes and turnover at each review would have been reduced by over 30%
 - The median entry time of newly eligible securities would have reduced from five months down to two months (assuming there is no three-month IPO seasoning rule)
 - More consistent size – coverage integrity would have been maintained in markets drifting from the target
- **The proposal would have resulted only in a marginal increase in the total annual number of index constituent changes and the annual turnover:**
 - Approximately 10% increase in the annual number of additions/deletions, resulting in only ~0.1% and ~0.2% increase in the annual turnover for DM and EM respectively and no material impact on reverse turnover
- In addition to the proposed four comprehensive index review scenario, MSCI also considered the six and twelve index review scenarios. The results are available in the appendix

Reduced Number of Changes at Each Index Review*

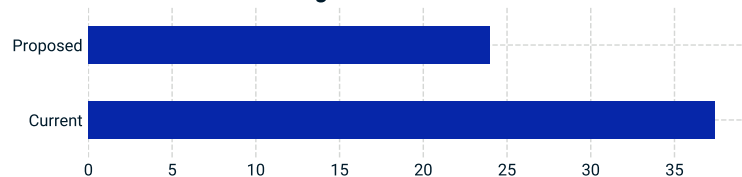
Simulated DM Standard Average Index Review Adds



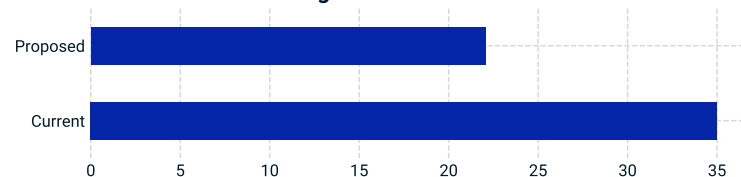
Simulated DM Standard Average Index Review Dels



Simulated EM Standard Average Index Review Adds



Simulated EM Standard Average Index Review Dels



- The average number of additions and deletions at each comprehensive index review since 2008 would have been reduced by over 30%

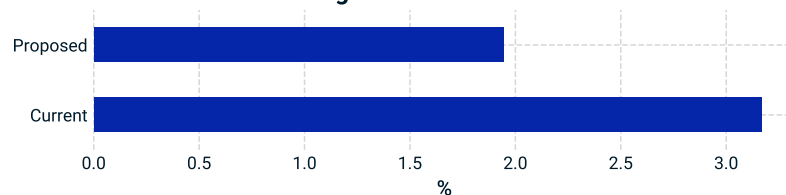
*DM stands for Developed Markets and EM stands for Emerging Markets. "Standard" Size-Segment corresponds to a combination of Large and Mid Cap Size-Segments, targeting 85% of the Investable Equity Universe

Reduced Turnover at Each Comprehensive Index Review

Simulated DM Standard Average Index Review Turnover



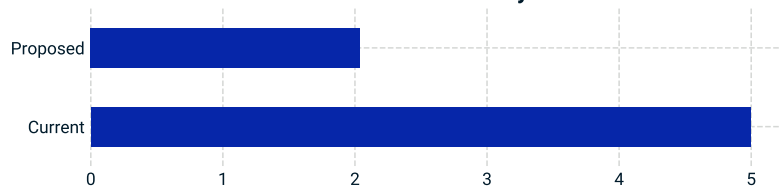
Simulated EM Standard Average Index Review Turnover



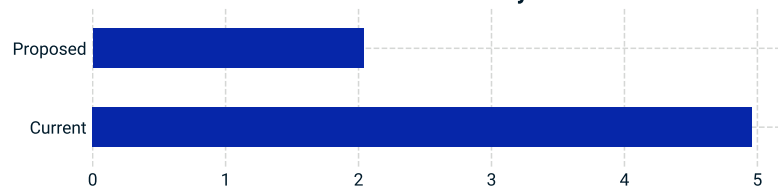
- The average turnover at each comprehensive index review for the simulated MSCI World Index would have been reduced from 0.8% to 0.52% and for the simulated MSCI Emerging Markets Index from 3.3% down to 1.9%

Reflecting Equity Universe Changes Faster*

Simulated DM: Median # of Months for IMI entry



Simulated EM: Median # of Months for IMI entry

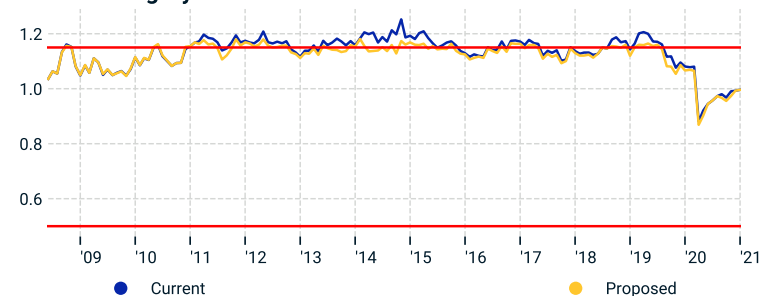


- As the number of comprehensive index reviews increases, newly eligible securities, including IPOs would likely be added faster

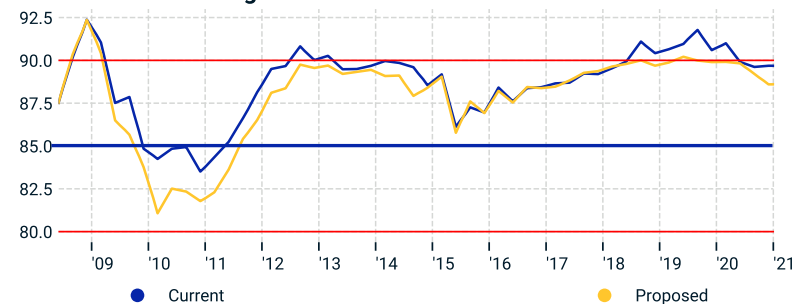
*Defined as the period between the first time in universe and above the IMI country cut-off and first IMI inclusion dates. Ignores the 3m IPO seasoning rule

Better Compliance with the Size – Coverage Integrity*

US: Size Integrity



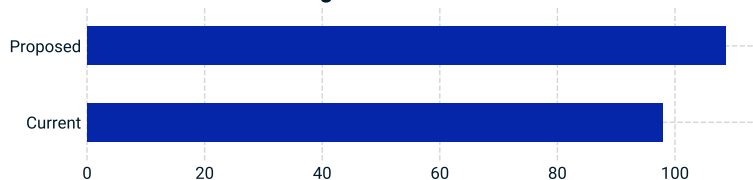
HK: Pro forma coverage



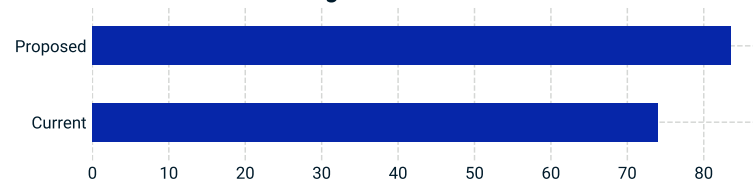
- As markets are more frequently adjusted to comply with the size - coverage integrity, there may be less drift from the size - coverage target. For example:
 - More frequent size integrity adjustments would have resulted in smaller deviations outside the size range for the MSCI USA Index
 - More frequent coverage integrity adjustments would have resulted in smaller deviations outside the coverage range for the MSCI Hong Kong Index

➤ Marginal Increase in the Annual Index Review Changes

Simulated DM Standard Average Annual Adds




Simulated DM Standard Average Annual Dels



Simulated EM Standard Average Annual Adds



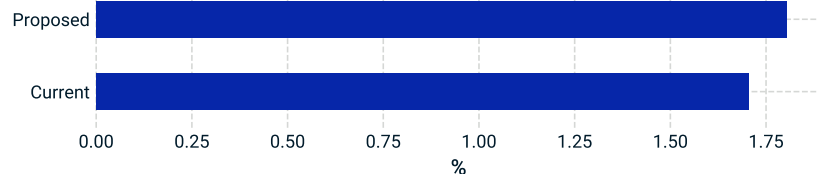
Simulated EM Standard Average Annual Dels



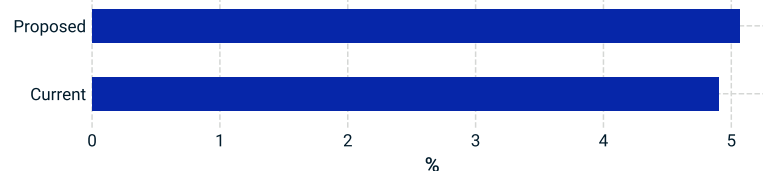
- While some increase in the average annual number of additions and deletions is observed, it is not substantial

➤ Marginal Impact on the Annual and Reverse Turnover

Simulated DM Standard Average Annual Turnover



Simulated EM Standard Average Annual Turnover



- Over the observed period the average annual turnover would have increased from 1.7% to 1.8% in DM and from 4.9% to 5.1% in EM
- Reverse turnover, measured by the average opposite index constituent moves within one year period, would have remained not higher than one for both DM and EM

Discussion Points

- Do you think introducing the Quarterly Comprehensive Index Review is an enhancement to the MSCI GIMI methodology?
- Do you see more frequent comprehensive index reviews as an efficient way of mitigating index change impact at each rebalancing?
- While the magnitude of changes for the proposal at each index review would go down, the total annual turnover would slightly increase. Is this an issue? Should size-segment buffers be increased to mitigate this?
- Currently, MSCI conducts comprehensive float review on the annual basis. Should the frequency of this review be increased to match the proposed quarterly cycle?
- The proposed change would be applicable only to the GIMI methodology. Should this treatment be extended to any of the non-market capitalization weighted indexes?

Appendix



Simulation Details and Underlying Assumptions

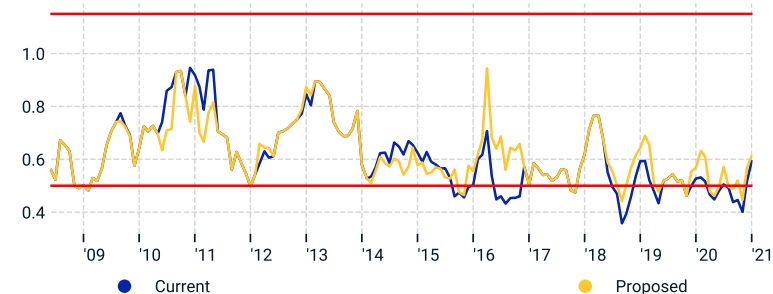
- The simulations were performed over the period from June 2008 till November 2021
 - At inception, current constituents for the live indexes were used
- The “Current” scenario assumes the 2 SAIR / 2 QIR rebalancing schedule but does not correspond to the actual rebalancing results in live indexes. The “Current” scenario was created on the basis of the same data assumptions as the proposed and alternative scenarios
- Average changes for each rebalancing in the “Current” scenario exclude QIRs to allow like-with-like comparison with other alternatives. The annualized index review metrics includes both SAIRs and QIRs
- To remove impact related to market reclassifications, EM, DM statistics assume constant country composition (i.e. covers only countries included during the full period of observations)
- China universe excludes A shares throughout the simulation period to remove the impact resulting from the inclusion of A shares
- Each index review takes place as of the close of the implementation date (relevant month end)
- Three-month IPO seasoning rules was not taken into account

Size Integrity Evolution: More Timely Adjustments

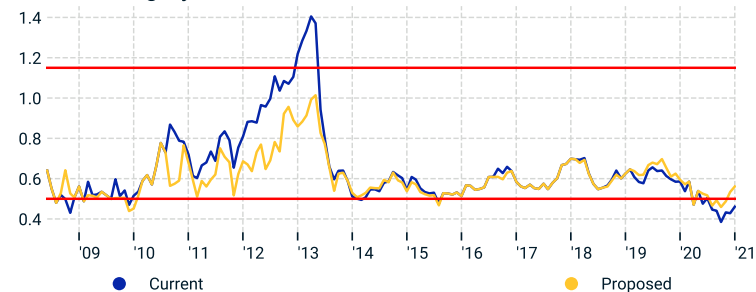
ZA: Size Integrity



TR: Size Integrity



TH: Size Integrity



ID: Size Integrity

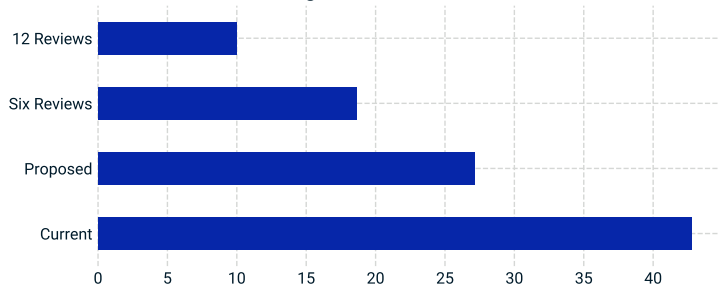


More Frequent Index Reviews

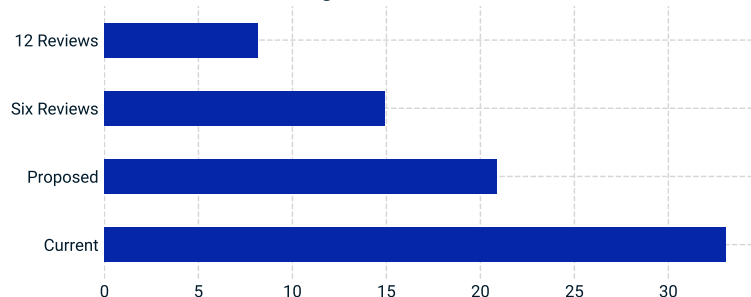
SIX AND TWELVE INDEX REVIEW ALTERNATIVES

Average Additions and Deletions at Each Index Review

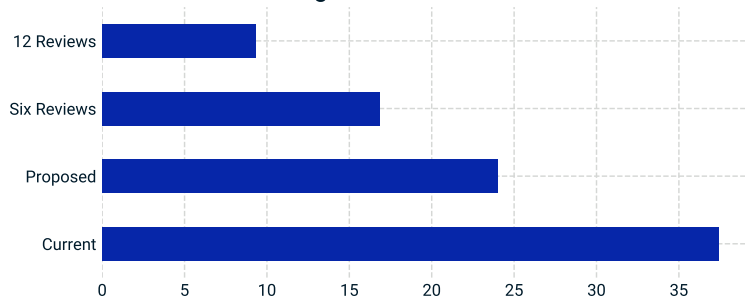
Simulated DM Standard Average Index Review Adds



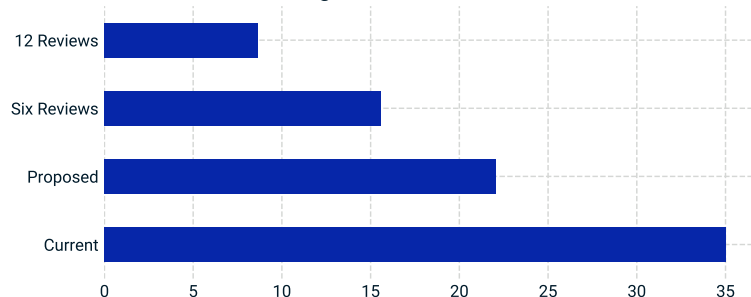
Simulated DM Standard Average Index Review Dels



Simulated EM Standard Average Index Review Adds



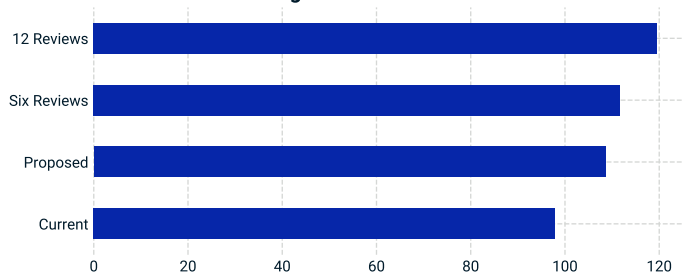
Simulated EM Standard Average Index Review Dels



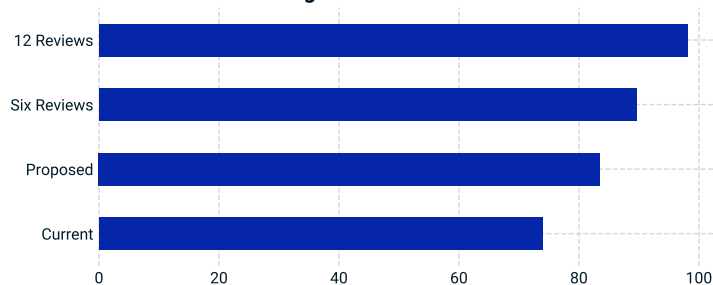
- The average number of additions and deletions at each review consistently goes down as the frequency of rebalancing increases

Average Annual Number of Adds/Dels

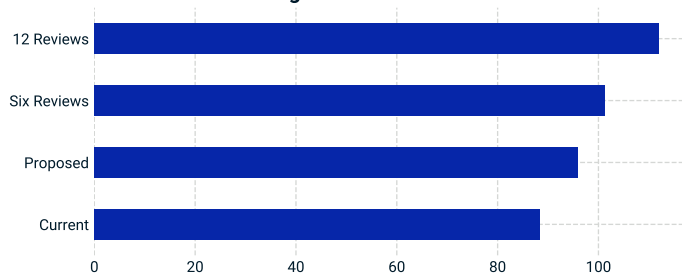
Simulated DM Standard Average Annual Adds



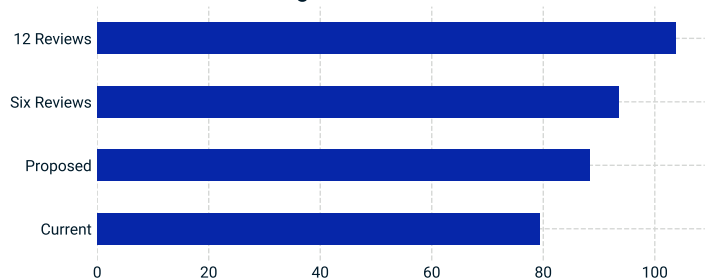
Simulated DM Standard Average Annual Dels



Simulated EM Standard Average Annual Adds



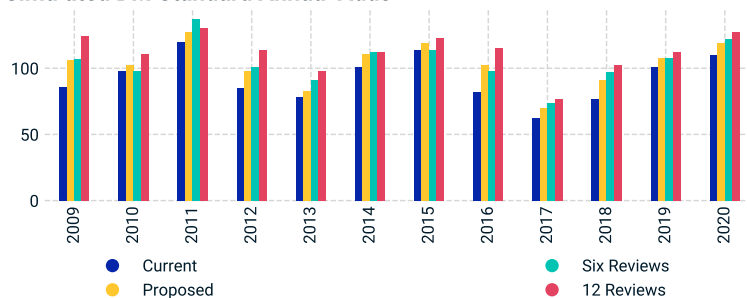
Simulated EM Standard Average Annual Dels



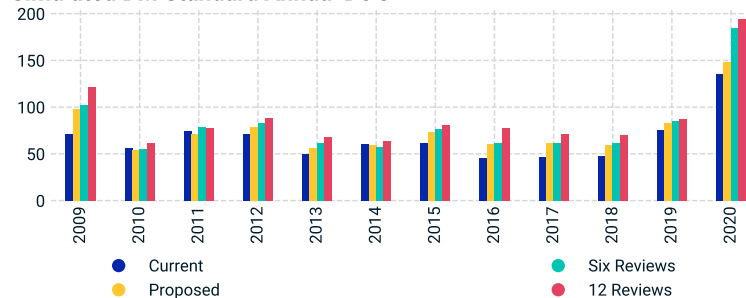
- Higher annual number of additions and deletions across all scenarios compared to the current rebalancing schedule

Historical Annual Number of Adds/Dels

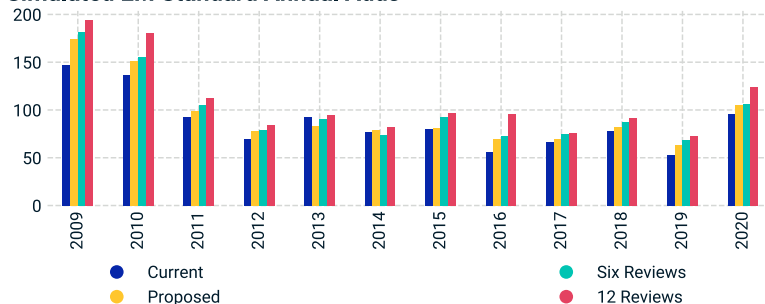
Simulated DM Standard Annual Adds



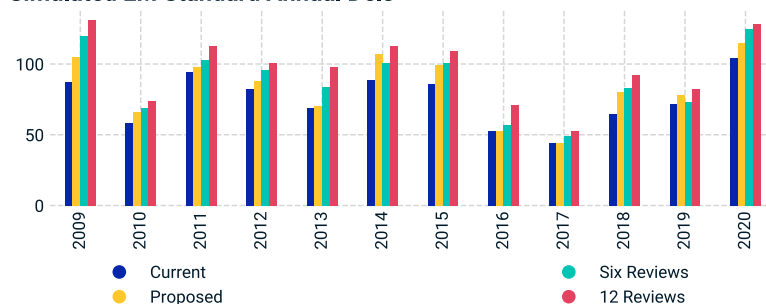
Simulated DM Standard Annual Dels



Simulated EM Standard Annual Adds

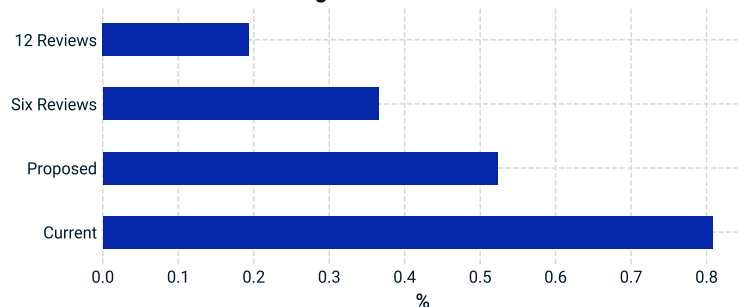


Simulated EM Standard Annual Dels

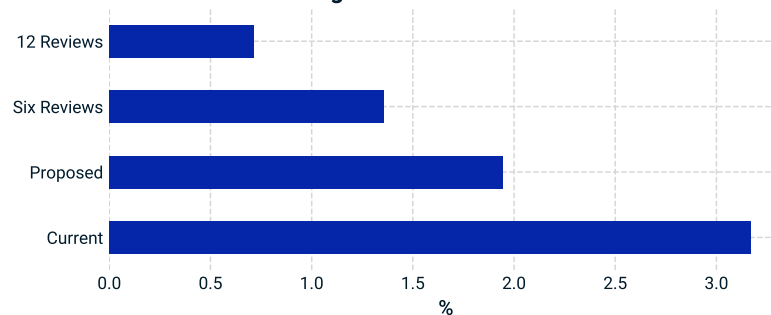


Average Turnover at Each Comprehensive Index Review

Simulated DM Standard Average Index Review Turnover



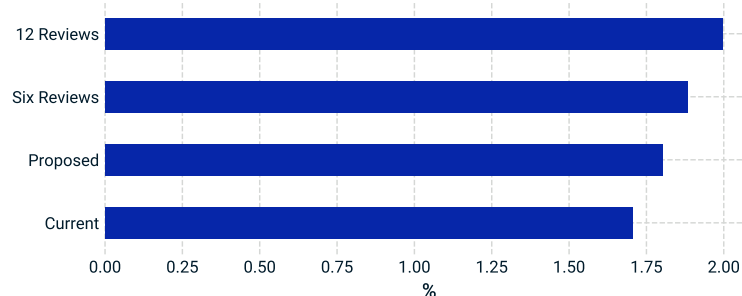
Simulated EM Standard Average Index Review Turnover



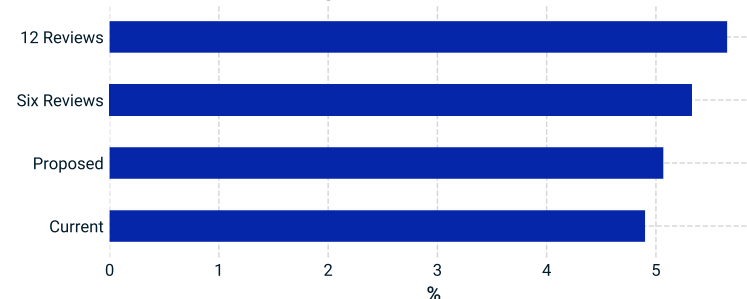
- Lower average turnover at each comprehensive index review across all scenarios compared to the current rebalancing schedule

Average Annual Turnover

Simulated DM Standard Average Annual Turnover



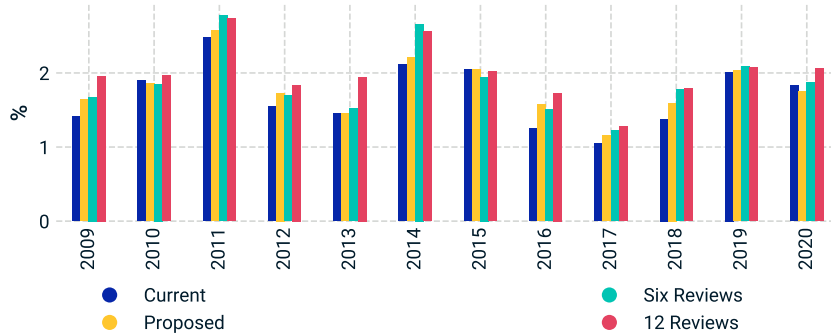
Simulated EM Standard Average Annual Turnover



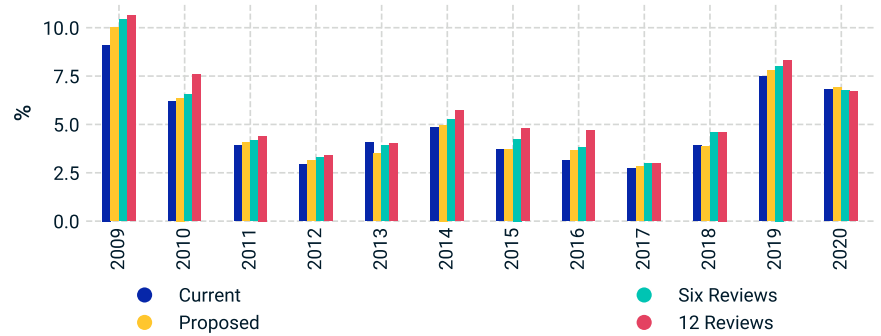
- Higher average annual turnover at each comprehensive index review across all scenarios compared to the current rebalancing schedule

Historical Annual Turnover

Simulated DM Standard Annual Turnover

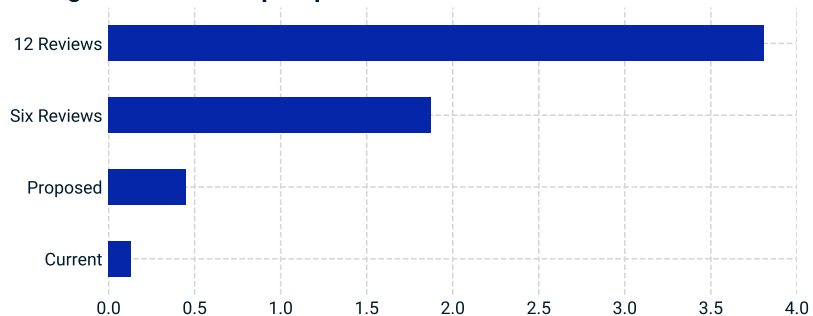


Simulated EM Standard Annual Turnover

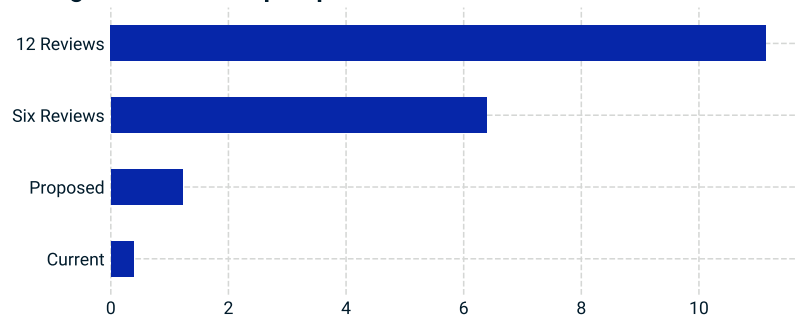


Reverse Turnover

Average Annual # of Flip-flops for Simulated DM



Average Annual # of Flip-flops for Simulated EM



- Number of flip-flops within a year would increase substantially for index review frequencies higher than quarterly

About MSCI

MSCI is a leading provider of critical decision support tools and services for the global investment community. With over 50 years of expertise in research, data and technology, we power better investment decisions by enabling clients to understand and analyze key drivers of risk and return and confidently build more effective portfolios. We create industry-leading research-enhanced solutions that clients use to gain insight into and improve transparency across the investment process. To learn more, please visit www.msci.com.

The process for submitting a formal index complaint can be found on the index regulation page of MSCI's website at: <https://www.msci.com/index-regulation>.

Notice and disclaimer

This document and all of the information contained in it, including without limitation all text, data, graphs, charts (collectively, the "Information") is the property of MSCI Inc. or its subsidiaries (collectively, "MSCI"), or MSCI's licensors, direct or indirect suppliers or any third party involved in making or compiling any Information (collectively, with MSCI, the "Information Providers") and is provided for informational purposes only. The Information may not be modified, reverse-engineered, reproduced or disseminated in whole or in part without prior written permission from MSCI. All rights in the Information are reserved by MSCI and/or its Information Providers.

The Information may not be used to create derivative works or to verify or correct other data or information. For example (but without limitation), the Information may not be used to create indexes, databases, risk models, analytics, software, or in connection with the issuing, offering, sponsoring, managing or marketing of any securities, portfolios, financial products or other investment vehicles utilizing or based on, linked to, tracking or otherwise derived from the Information or any other MSCI data, information, products or services.

The user of the Information assumes the entire risk of any use it may make or permit to be made of the Information. NONE OF THE INFORMATION PROVIDERS MAKES ANY EXPRESS OR IMPLIED WARRANTIES OR REPRESENTATIONS WITH RESPECT TO THE INFORMATION (OR THE RESULTS TO BE OBTAINED BY THE USE THEREOF), AND TO THE MAXIMUM EXTENT PERMITTED BY APPLICABLE LAW, EACH INFORMATION PROVIDER EXPRESSLY DISCLAIMS ALL IMPLIED WARRANTIES (INCLUDING, WITHOUT LIMITATION, ANY IMPLIED WARRANTIES OF ORIGINALITY, ACCURACY, TIMELINESS, NON-INFRINGEMENT, COMPLETENESS, MERCHANTABILITY AND FITNESS FOR A PARTICULAR PURPOSE) WITH RESPECT TO ANY OF THE INFORMATION.

Without limiting any of the foregoing and to the maximum extent permitted by applicable law, in no event shall any Information Provider have any liability regarding any of the Information for any direct, indirect, special, punitive, consequential (including lost profits) or any other damages even if notified of the possibility of such damages. The foregoing shall not exclude or limit any liability that may not by applicable law be excluded or limited, including without limitation (as applicable), any liability for death or personal injury to the extent that such injury results from the negligence or willful default of itself, its servants, agents or sub-contractors.

Information containing any historical information, data or analysis should not be taken as an indication or guarantee of any future performance, analysis, forecast or prediction. Past performance does not guarantee future results.

The Information should not be relied on and is not a substitute for the skill, judgment and experience of the user, its management, employees, advisors and/or clients when making investment and other business decisions. All Information is impersonal and not tailored to the needs of any person, entity or group of persons.

None of the Information constitutes an offer to sell (or a solicitation of an offer to buy), any security, financial product or other investment vehicle or any trading strategy.

It is not possible to invest directly in an index. Exposure to an asset class or trading strategy or other category represented by an index is only available through third party investable instruments (if any) based on that index. MSCI does not issue, sponsor, endorse, market, offer, review or otherwise express any opinion regarding any fund, ETF, derivative or other security, investment, financial product or trading strategy that is based on, linked to or seeks to provide an investment return related to the performance of any MSCI index (collectively, "Index Linked Investments"). MSCI makes no assurance that any Index Linked Investments will accurately track index performance or provide positive investment returns. MSCI Inc. is not an investment adviser or fiduciary and MSCI makes no representation regarding the advisability of investing in any Index Linked Investments.

Index returns do not represent the results of actual trading of investible assets/securities. MSCI maintains and calculates indexes, but does not manage actual assets. Index returns do not reflect payment of any sales charges or fees an investor may pay to purchase the securities underlying the index or Index Linked Investments. The imposition of these fees and charges would cause the performance of an Index Linked Investment to be different than the MSCI index performance.

The Information may contain back tested data. Back-tested performance is not actual performance, but is hypothetical. There are frequently material differences between back tested performance results and actual results subsequently achieved by any investment strategy.

Constituents of MSCI equity indexes are listed companies, which are included in or excluded from the indexes according to the application of the relevant index methodologies. Accordingly, constituents in MSCI equity indexes may include MSCI Inc., clients of MSCI or suppliers to MSCI. Inclusion of a security within an MSCI index is not a recommendation by MSCI to buy, sell, or hold such security, nor is it considered to be investment advice.

Data and information produced by various affiliates of MSCI Inc., including MSCI ESG Research LLC and Barra LLC, may be used in calculating certain MSCI indexes. More information can be found in the relevant index methodologies on www.msci.com.

MSCI receives compensation in connection with licensing its indexes to third parties. MSCI Inc.'s revenue includes fees based on assets in Index Linked Investments. Information can be found in MSCI Inc.'s company filings on the Investor Relations section of www.msci.com.

MSCI ESG Research LLC is a Registered Investment Adviser under the Investment Advisers Act of 1940 and a subsidiary of MSCI Inc. Except with respect to any applicable products or services from MSCI ESG Research, neither MSCI nor any of its products or services recommends, endorses, approves or otherwise expresses any opinion regarding any issuer, securities, financial products or instruments or trading strategies and MSCI's products or services are not intended to constitute investment advice or a recommendation to make (or refrain from making) any kind of investment decision and may not be relied on as such. Issuers mentioned or included in any MSCI ESG Research materials may include MSCI Inc., clients of MSCI or suppliers to MSCI, and may also purchase research or other products or services from MSCI ESG Research. MSCI ESG Research materials, including materials utilized in any MSCI ESG Indexes or other products, have not been submitted to, nor received approval from, the United States Securities and Exchange Commission or any other regulatory body.

Any use of or access to products, services or information of MSCI requires a license from MSCI. MSCI, Barra, RiskMetrics, IPD and other MSCI brands and product names are the trademarks, service marks, or registered trademarks of MSCI or its subsidiaries in the United States and other jurisdictions. The Global Industry Classification Standard (GICS) was developed by and is the exclusive property of MSCI and Standard & Poor's. "Global Industry Classification Standard (GICS)" is a service mark of MSCI and Standard & Poor's.

Privacy notice: For information about how MSCI collects and uses personal data, please refer to our Privacy Notice at <https://www.msci.com/privacy-pledge>.

This consultation may or may not lead to any changes in MSCI's indexes. Consultation feedback will remain confidential unless a participant requests that its feedback be disclosed. In that case, the relevant feedback would be published at the same time as the final results of the consultation.

Contact us

AMERICAS	EUROPE, MIDDLE EAST & AFRICA	ASIA PACIFIC
Americas +1 888 588 4567 *	Cape Town + 27 21 673 0100	China North 10800 852 1032 *
Atlanta + 1 404 551 3212	Frankfurt + 49 69 133 859 00	China South 10800 152 1032 *
Boston + 1 617 532 0920	Geneva + 41 22 817 9777	Hong Kong + 852 2844 9333
Chicago + 1 312 675 0545	London + 44 20 7618 2222	Mumbai + 91 22 6784 9160
Monterrey + 52 81 1253 4020	Milan + 39 02 5849 0415	Seoul 00798 8521 3392 *
New York + 1 212 804 3901	Paris 0800 91 59 17 *	Singapore 800 852 3749 *
San Francisco + 1 415 836 8800		Sydney + 61 2 9033 9333
São Paulo + 55 11 3706 1360		Taipei 008 0112 7513 *
Toronto + 1 416 628 1007		Thailand 0018 0015 6207 7181 *
* = toll free msci.com clientservice@msci.com esgclientservice@msci.com		Tokyo +81 3 5290 1555